

#amGIXXER



**GIXXER**  
**NEVER** LETS  
ME **DOWN**

**GIXXER SF 250**

**FLEX  
FUEL**



POWERED BY  
**SOCSS**  
SUZUKI OIL COOLING SYSTEM

**ABS**  
DUAL CHANNEL

**E85**  
COMPLIANT



WITH **TURN-BY-TURN**  
NAVIGATION.



Both iOS and Android™ OS compatible.

\*Suzuki Ride Connect Application is available for Android™ OS and iOS both.



## INTRODUCING SUZUKI GIXXER SF 250 FLEX FUEL VARIANT

GIXXER SF 250 Flex Fuel Variant (FFV), is an initiative from Suzuki India towards a carbon neutral society. Flexible fuel vehicles are vehicles that can handle a wide range of ethanol concentrations, and the GIXXER SF 250 Flex Fuel Variant can use fuels with ethanol concentrations up to 85%. The use of highly concentrated ethanol fuel reduces CO2 emissions and contributes to carbon neutrality.

### HIGH OPERATIVE RANGE UP TO E85:

A leap forward for the planet, GIXXER SF 250 FFV is ethanol compatible up to E85.

### RELENTLESS POWER:


A 250cc SOCS engine that roars with 27.9 PS @ 9,300 rpm.

### ENGINEERED FOR TRUST WITH ADVANCE FUEL SYSTEM:

GIXXER SF 250 FFV comes with advanced smart warnings ensuring every journey starts and ends with confidence.



**E85**



POWERED BY

**SOCS**  
SUZUKI OIL COOLING SYSTEM

**SUZUKI**

**FLEX  
FUEL**





# PRODUCT FEATURES

## FLEX FUEL COMPATIBLE



**85% Ethanol + 15% Petrol**

Compatibility up to 85% Ethanol blend.

## HIGH ENGINE OUTPUT



**UP TO E85**

250cc engine achieves 27.9 PS @ 9,300 rpm with E85 blend fuel.

## PETROL CONCENTRATION WARNING INDICATOR



In cold temperatures, high ethanol fuel may affect performance. The Petrol Concentration Warning Indicator alerts riders to add petrol for optimal operation.

## COLD-TEMPERATURE ENVIRONMENTAL WARNING INDICATOR



Ethanol-rich fuel can cause hard starts and unstable combustion in cold conditions. This indicator alerts riders to high ethanol levels, ensuring smooth operation by keeping ethanol below 50%.

## LED HEADLAMP



To complement the mass forward design of the motorcycle along with offering long and wide field of view from its extremely bright LED headlamp.

## LED TAIL LAMP




Compact design with highly illuminated LED lights.

## SUZUKI RIDE CONNECT




It comes with Bluetooth® enabled digital console.

## SUZUKI EASYSTART SYSTEM



Ensures stress-free ignition.

## 250cc SOCS ENGINE



Specifically developed to maximize the output and improve engine durability.

## 6 SPEED GEARBOX



For a smoother riding experience at high speed.

## STIFFER 41mm LARGE DIAMETER FRONT FORKS



With large-diameter (41mm) front forks increases the rigidity around the front section. This suspension and handle combination contributes to excellent riding stability and comfort.

## BIGGER FRONT DISC BRAKE WITH DUAL CHANNEL ABS



Dual Channel ABS\* with front and rear discs. Equipped with a full size 300 mm diameter for strong braking power.

## WIDER TYRE



For excellent road grip and superior performance while riding on different road conditions.

## REAR TYRE HUGGER




To complement the stylish design of the premium bike.

## SPLIT SEAT AND GRAB RAIL



Sportier appearance to ensure foot reach by reshaping contact area of the seat with the inner thigh.

## CLIP-ON HANDLE BARS



For a sporty riding position.

## TWIN MUFFLER



Design to compliment the premium and sporty looks of the bike.

## SIDE STAND WITH INTERLOCK



To ensure safety, vehicle won't start when side stand is engaged.







## GENUINE ACCESSORIES


COVER MUFFLER LOWER



DC SOCKET



SEAT COVER



TAPE SET  
TANK PAD BLUE



TAPE SET  
TANK PAD SILVER



TAPE SET  
KNEE GRIP PAD



TAPE SET  
PROTECTION



METER VISOR



Met. Mat Black No. 2



Met. Mat Black No. 2 +  
Met. Mat Bordeaux Red



## UNIQUE APP FEATURES



## TECHNICAL SPECIFICATIONS

### Engine

Engine Type:	4-Stroke, 1-Cylinder, Oil Cooled
Valve System:	SOHC
Displacement:	249 cm <sup>3</sup>
Bore x Stroke:	76.0 mm x 54.9 mm
Max Power:	27.2 PS @ 9,300 rpm (E20) 27.9 PS @ 9,300 rpm (E85)
Max Torque:	22.5 Nm @ 7,500 rpm
Fuel System:	Fuel Injection
Starter System:	Electric
Transmission Type:	6-Speed, MT

### Dimensions and Weight

Overall Length:	2,010 mm
Overall Width:	740 mm
Overall Height:	1,035 mm
Wheel Base:	1,345 mm
Ground Clearance:	165 mm
Wheels:	Cast
Seat Height:	800 mm
Kerb Mass:	163 kg
Fuel Tank:	12 L

### Suspension

Front:	Telescopic
Rear:	Swing Arm

### Tyre Size

Front:	110/70R17M/C 54S
Rear:	150/60R17M/C 66S

### Brake

Front:	Disc
Rear:	Disc

### Electrical

Battery:	Maintenance-free, 12V 6Ah
Headlight:	LED
Tail Light:	LED

### Authorised Dealer

Visit us at: [www.suzukimotorcycle.co.in](http://www.suzukimotorcycle.co.in) /Suzuki2wheelers /Suzuki2wheelers /Suzuki2wheelers /Suzuki2wheelers

**Regd. Office, Sales & Marketing Office:** Suzuki Motorcycle India Pvt Ltd, Unit No - 901 to 906 9th Floor, Tower-D, Global Business Park, Guru Dronacharya, Gurugram, Haryana, 122002 (Toll-Free): 1800-121-7996 (Mon-Sat from 9:00 am to 6:00 pm).

We reserve the right to make changes at any point of time, without prior notice in design, colour, specifications and features of product. All items/ products shown above may be indicative only and may vary in actual. Colours shown may vary from actually body colour of the product due to printing. Accessories shown in the pictures are not a part of the standard product. For the latest authentic information, kindly contact your nearest Authorized Dealer. \*Suzuki Ride Connect Application is available for Android™ OS Version 10.0 onwards. Android is a trademark of Google LLC. \*Suzuki ride connect application is available for iOS version 13.0 onwards. IOS is a trademark or registered trademark of Cisco in the U.S. and other countries and is used under license. \*\*Missed call alert and caller ID feature is available in Android™ OS only. The Bluetooth® word mark and logos are registered trademarks owned by Bluetooth SIG, Inc. and any use of such marks by Suzuki is under license. \*Standard Edition refers to without Bluetooth® Enabled Digital Console Variant.

Ride safe. Wear a helmet.

Available at



Dealership only

Please scan this QR code to visit our website



##Including 3 Years optional warranty.

\*\*Extended warranty is offered by third party.