



GIXXER
NEVER LETS
ME DOWN

10
★ YEARS ★
ANNIVERSARY
EDITION




GIXXER 250



GIXXER SF 250

#amGIXXER



*RECORD
3259 KMS
COVERED IN 24 HRS
ON A 250cc MOTORCYCLE





DURABLE ENGINE PERFORMANCE

250cc Oil cooled engine with Suzuki Oil Cooling system (SOCS) provides high performance for a wide range of needs, high output, compactness, low fuel consumption, high durability and ease of maintenance.

POWERED BY
SOCS
SUZUKI OIL COOLING SYSTEM



EXCELLENT HANDLING

Developed with passion and precision, chassis design of GIXXER/SF 250 with high torsional rigidity provides excellent stability under braking, cornering, and manoeuvring in city traffic conditions.

ABS
DUAL CHANNEL

GIXXER SF 250 / GIXXER 250



LONG RIDING COMFORT

Sporty yet comfortable riding position makes GIXXER/SF 250 an ideal choice for long rides with its well-researched and implemented bike ergonomics.



STATE-OF-THE-ART BUILD QUALITY

Made of well-trusted components, it boasts of a European design with Trapezoidal proportions, distinctive forward-arrow motif and bold use of facets and flowing character lines.

GIXXER SF 250 / GIXXER 250 FEATURES

GIXXER SF 250



LED HEADLAMP



To complement the mass forward design of the motorcycle along with offering long and wide field of view from its extremely bright LED headlamp.

LED TAIL LAMP



Compact design with highly illuminated LED lights.

SUZUKI RIDE CONNECT




It comes with Bluetooth® enabled digital console.

SUZUKI EASY START SYSTEM




Ensures stress-free ignition.

250cc SOCS ENGINE



Specifically developed to maximize the output and improve engine durability.

6 SPEED GEARBOX



For a smoother riding experience at high speed.

STIFFER 41mm LARGE DIAMETER FRONT FORKS



With large-diameter (41mm) front forks increases the rigidity around the front section. This suspension and handle combination contributes to excellent riding stability and comfort.

BIGGER FRONT DISC BRAKE WITH DUAL CHANNEL ABS



Dual Channel ABS* with front and rear discs. Equipped with a full size 300mm diameter for strong braking power.

WIDER TYRE



For excellent road grip and superior performance while riding on different road conditions.

REAR TYRE HUGGER



To complement the stylish design of the premium bike.

SPLIT SEAT AND GRAB RAIL



Sportier appearance to ensure foot reach by reshaping contact area of the seat with the inner thigh.

CLIP-ON HANDLE BARS



FOR GIXXER SF 250
For a sporty riding position.

TWIN MUFFLER



Designed to compliment the premium and sporty looks of the bike.

SIDE STAND WITH INTERLOCK



To ensure safety, vehicle won't start when side stand is engaged.

GIXXER SF 250 / GIXXER 250 GENUINE ACCESSORIES

COVER MUFFLER LOWER



DC SOCKET



SEAT COVER



TAPE SET
TANK PAD BLUE



TAPE SET
TANK PAD SILVER



TAPE SET
KNEE GRIP PAD



TAPE SET
PROTECTION



KNUCKLE COVER



FOR GIXXER 250

FRONT BUMPER



FOR GIXXER 250

METER VISOR



FOR GIXXER SF 250



METALLIC MATTE BLACK NO.2

MET. MAT BLACK NO.2/ MET. MAT BORDEAUX RED

MET. TRITON BLUE/ PEARL GLACIER WHITE

**Suzuki Ride Connect*
with Bluetooth® Enabled Digital Console**



**Navigate to your destination confidently.
The Bluetooth Enabled Digital Console gives you Big
and Bold Turn-by-Turn Navigation icons, keeping you
on the right route everytime.**



Periodic Vehicle Service Alerts



Call, SMS & WhatsApp Alerts



Turn-by-Turn Navigation



Digital Wallet



Speed Exceeding Alert



Last Parked Location



Fuel Level Indicator



ETA Updates

GSX-SF250



^^Missed Call Alert & Caller ID feature is available in Android™ OS only.
*Suzuki Ride Connect Application is available for
Android™ OS Version 10 onwards and for iOS version 13.0 onwards.
*All lights and indicators are illuminated in the photo for illustrative purpose.



GIXXER 250



GIXXER SF 250

GIXXER 250 | GIXXER SF 250 SPECIFICATIONS

Engine

Engine Type:	4-Stroke, 1-Cylinder, Air Cooled
Valve System:	SOHC
Displacement:	249 cm ³
Bore x Stroke:	76.0 mm x 54.9 mm
Max Power:	26.5 PS @ 9,300 rpm
Max Torque:	22.2 Nm @ 7,300 rpm
Fuel System:	Fuel Injection
Starter System:	Electric
Transmission Type:	6-Speed, MT

Dimensions and Weight

Wheels:	Cast
Overall Length:	2,010 mm
Overall Width (GIXXER SF 250):	740 mm
Overall Width (GIXXER 250):	1,035 mm
Overall Height:	1,035 mm
Wheel Base (GIXXER SF 250):	1,345 mm
Wheel Base (GIXXER 250):	1,340 mm
Ground Clearance:	165 mm
Kerb Mass (GIXXER SF 250):	161 kg
Kerb Mass (GIXXER 250):	156 kg
Seat Height:	800 mm
Fuel Tank:	12 L

Suspension

Front:	Telescopic
Rear:	Swing Arm

Tyre Size

Front:	110/70R17M/C 54S
Rear:	150/60R17M/C 66S

Brake

Front:	Disc
Rear:	Disc

UNIQUE APP FEATURES

- Big & Bold TBT Icons
- Short Distance Indicator Bar
- Last Parked Location



*Scan this QR code to download Suzuki Ride Connect Android™ Application



*Scan this QR code to download Suzuki Ride Connect iOS Application



Visit us at: www.suzukimotorcycle.co.in /suzuki2wheelers #amGIXXER /suzuki2wheelers /suzuki2wheelers /suzuki2wheelers

Regd. Office, Sales & Marketing Office:

Suzuki Motorcycle India Pvt Ltd, Unit No - 901 to 906, 9th Floor Tower-D, Global Business Park, Guru Dronacharya, Gurugram, Haryana, 122002

(Toll-Free): 1800-121-7996 (Mon-Sat from 9:00am to 6:00pm).

We reserve the right to make changes at any point of time, without prior notice in design, colour, specifications and features of product. All items/products shown above may be indicative only and may vary in actual. Colours shown may vary from actual body colour of the product due to printing. Accessories shown in the pictures are not a part of the standard product. For the latest authentic information, kindly contact your nearest Authorized Dealer. *Suzuki Ride Connect Application is available for Android™ OS Version 10 onwards. Android is a trademark of Google LLC. *Suzuki ride connect application is available for iOS version 13.0 onwards. IOS is a trademark or registered trademark of Cisco in the U.S. and other countries and is used under license. **Missed call alert and caller ID feature is available in Android™ OS only. The Bluetooth® word mark and logos are registered trademarks owned by Bluetooth SIG, Inc. and any use of such marks by Suzuki is under license. *Genuine Accessories are not a part of standard equipment.

Ride safe. Wear a helmet.

Available at



Dealership only

Please scan this QR code to visit our website



##Including 3 Years optional warranty.

**Extended warranty is offered by third party.